

RESOLUTION NO. 16-1987

A RESOLUTION OF THE CITY COUNCIL OF THE CITY OF ABILENE, TEXAS, CANVASSING THE RETURNS AND DECLARING THE RESULTS OF A GENERAL ELECTION HELD IN THE CITY OF ABILENE ON APRIL 4, 1987.

WHEREAS, on the 22nd day of January, A.D. 1987, the City Council of the City of Abilene, by proper resolution and proclamation, called a general election to be held in said City on the first Saturday in April, 1987, in accordance with the provisions of the Charter of said city; and,

WHEREAS, the City Council has duly canvassed the returns of such election and has ascertained the results thereof; now, therefore,

BE IT RESOLVED BY THE CITY COUNCIL OF THE CITY OF ABILENE, TEXAS:


PART 1: That the City Council of the City of Abilene finds and declares the results of such election as per the attached.

PART 2: That it appearing that no candidate received the majority of votes cast in said election for the offices of Mayor, Councilman Place III, and Councilman Place IV; a runoff election will be held on Tuesday, May 5, 1987, as dictated in Resolution #4-1987 in accordance with the provisions of the Charter of the City of Abilene.


PART 3: That this resolution shall take effect immediately from and after its passage.

ADOPTED this 9th day of April, 1987.

ATTEST:




CITY SECRETARY



MAYOR

APPROVED:



CITY ATTORNEY

RESOLUTION NO. 16-1987

EXHIBIT "A"

DATE OF ELECTION: 1987/04/04

TYPE ELECTION: CITY

CANDIDATES

MAYOR: A.E. Fogle; W.E. (Buff) Hackney; Frank Rose; Dale Ferguson; A.V. Perez;

COUNCIL PLACE NO.: 3 - Walter Wheat; Bruce Reed; Sharon Streeter; David Barnhill; Denise Wolfe; Joel Leal; C.B. Wilburn

COUNCIL PLACE NO.: 4 - J. Doug Adams; Lonnie Edwards; Edward Bench; Tom Cengilis

CANDIDATES ELECTED - CANDIDATE NAME

VOTES REC'D

MAYOR: See Runoff of 5/5

COUNCIL PLACE NO.: See Runoff of 5/5

COUNCIL PLACE NO.: See Runoff of 5/5

NAME:	VOTER TURNOUT											TOTAL
	ABS	A	B	C	D	E	F	G	H	I	J	
<u>Fogle</u>	541	274	464	220	484	305	655	447	451	474	434	4,749
<u>Perez</u>	54	188	151	149	112	125	82	103	90	94	104	1,252
<u>Ferguson</u>	248	280	367	242	214	266	344	366	307	295	364	3,293
<u>Rose</u>	11	27	27	18	11	17	9	22	14	9	23	188
<u>Hackney</u>	10	19	18	21	11	21	20	28	37	22	27	234
<u>Wilburn</u>	19	49	50	42	24	36	22	42	44	41	49	418
<u>Wolfe</u>	23	51	54	47	28	39	38	61	61	43	34	479
<u>Streeter</u>	13	24	16	15	8	15	13	27	26	20	24	201
<u>Reed</u>	328	227	359	210	329	233	600	403	362	367	339	3,757
<u>Barnhill</u>	12	22	6	8	22	14	11	16	16	14	14	155
<u>Leal</u>	39	127	88	105	37	63	51	44	54	45	43	696
<u>Wheat</u>	423	275	435	219	372	319	358	360	311	334	428	3,834
<u>Edwards</u>	167	119	132	90	117	118	118	128	99	127	118	1,333
<u>Adams</u>	208	347	436	314	281	277	407	413	369	295	388	3,735
<u>Cengilis</u>	446	273	422	218	394	316	555	412	400	447	424	4,307
<u>Bench</u>	22	17	16	9	8	13	9	6	10	13	14	137
TOTAL VOTERS/ BALLOTS:	875	805	1034	670	845	741	1118	978	908	898	962	<u>9,834</u>

VOTER ANALYSIS

TOTAL NO. REGISTER VOTERS: City- 48,816 Co - 55,658

TOTAL NO. VOTERS: 9,834

PERCENT TURNOUT COMPARED TO TOTAL NO. REGISTERED TO VOTE: 20.1 %