

RESOLUTION NO. 18-2000

A RESOLUTION OF THE CITY COUNCIL OF THE CITY OF ABILENE, TEXAS, CANVASSING THE RETURNS AND DECLARING THE RESULTS OF THE GENERAL AND SPECIAL RUNOFF ELECTIONS HELD IN THE CITY OF ABILENE ON JUNE 3, 2000.

WHEREAS, on the 10th day of February, A.D. 2000, the City Council of the City of Abilene, by proper resolution and proclamation, provided for runoff elections, if necessary, to be held in said City on the 3rd day of June 2000, in accordance with the provisions of the Charter of said city, and as provided by applicable laws of the State of Texas and,

WHEREAS, no candidate received a majority of the votes cast for the office of Council Places 2 and 3 in the General and Special Elections held the 6th day of May 2000, and,

WHEREAS, the City Council has duly canvassed the returns of the General and Special Runoff Elections held June 3, 2000 and has ascertained the results thereof; now, therefore,

BE IT RESOLVED BY THE CITY COUNCIL OF THE CITY OF ABILENE, TEXAS:


PART 1: That the City Council of the City of Abilene finds and declares the results of such elections as per the attached Exhibit "A".


PART 2: It appearing that Kris Southward received the majority of votes cast in said General runoff election for the office of Council Place 2; and Victor G. Carrillo received the majority of votes cast in said Special runoff election for the office of Council Place 3.

PART 3: That this resolution shall take effect immediately from and after its passage.

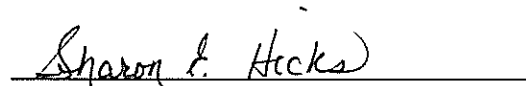
ADOPTED this 8th day of June, 2000.

ATTEST:


CITY SECRETARY


MAYOR

APPROVED:


CITY ATTORNEY

Resolution #18-2000

Exhibit "A"

DATE OF ELECTION: 2000/06/03

TYPE ELECTION: General & Special Runoff

CANDIDATES:

COUNCIL PLACE NO. 2 – Kris Southward, Tom Ceniglis
 COUNCIL PLACE NO. 3 – Victor G. Carrillo, Sally Robinson

CANDIDATES ELECTED - CANDIDATE NAME VOTES REC'D
 COUNCIL PLACE NO. 2: Kris Southward 2914
 COUNCIL PLACE NO. 3: Victor G. Carrillo 3093

VOTER TURNOUT

Precinct	Early	105/222	107/110/121/120	111/112/315	201/202/403	206/208	319/337	326/329	333/338	404/409/216/6&7 (Jones)	413/423	414/417/418	Total
Place 2:													
Southward	795	195	47	518	134	91	147	285	419	611	139	328	2914
Ceniglis	485	160	45	270	100	110	103	232	248	116	84	100	1568
Place 3:													
Carrillo	841	220	45	585	157	141	152	325	443	561	151	313	3093
Robinson	439	140	48	200	82	71	96	192	212	156	73	108	1378
Total	1298	362	94	793	243	213	258	521	670	739	225	431	4549

TOTAL NO. REGISTERED VOTERS: 56,551 TOTAL NO VOTERS: 4,549
 PERCENT TURNOUT COMPARED TO TOTAL NO. REGISTERED TO VOTE: 8%